

Beta Sigma Psi Educational Foundation
2020 Beta Sigma Psi Alumni Seminarian Scholarship Application

INSTRUCTIONS

Beta Sigma Psi Educational Foundation will provide scholarships to four Beta Sigma Psi alumni who are studying to become Lutheran pastors during the 2020-2021 school year. Scholarships are \$1000 per year for the traditional four years of seminary training. However, note that since the quantity of scholarships has been limited to four, it is not guaranteed that the same recipients will repeatedly receive the scholarships if the applicants outnumber the available scholarships.

All applications must be sent to the Scholarship Chairman and postmarked by February 28, 2020. In addition to the application form, a letter of acceptance, class schedule for the fall 2020 term, or a letter from a seminary faculty member verifying your continuation in seminary training is required. The faculty member letter would be most applicable to the year of vicarage since there would not be any actual classes scheduled.

All scholarship proceeds will be paid directly to your seminary and applied toward future tuition during the three years you are studying at the seminary. The scholarship will be paid to you for your vicarage year. Please include your Student Identification Number and the contact address and telephone number of your Seminary Financial Aid/Bursar's Office on your application. You must be current in any payments owed to your chapter or the National Fraternity before funds will be awarded. Scholarship recipients will be determined by April 15th, 2020, with actual checks mailed in August in conjunction with the beginning of the school year.

**If you have any questions, please contact:
Michael Nolte, Scholarship Chairman, at 618-974-9375, or noltemw@yahoo.com.**

Beta Sigma Psi Educational Foundation

2020 Beta Sigma Psi Alumni Seminarian Scholarship Application

Please type or print legibly in black ink. ⌚ Applications must be POSTMARKED by **February 28, 2020**. Signatures of your chapter treasurer; and a letter of acceptance, class schedule, or letter from a seminary faculty member are required for application to be considered.

Section 1 - Personal Data

Your Last Name: _____ First Name: _____

University: _____ Chapter: _____

Seminary You Will Be/Are Attending: _____

Seminary (or Vicarage) Address: _____

Seminary Financial Aid/Bursar's Office Address: _____

Seminary Financial Aid/Bursar's Office Telephone: _____

Student Identification #: _____

 Permanent Address: _____

 E-Mail Address: _____

Parents' Names: _____

Section 2 - Affidavit

I verify that the applicant is current in all payments to our local chapter. (This is only required for the first time the scholarship is applied for.)

 Chapter Treasurer's Signature: _____ Date: _____

Beta Sigma Psi Educational Foundation
2020 Beta Sigma Psi Alumni Seminarian Scholarship Application

Section 3 – Chapter Activities and Benefits

List chapter offices held and your accomplishments in each.

List other Campus organizations or clubs of which you are/were a member (along with any offices held) and the primary mission of each.

Briefly describe how being a member of Beta Sigma Psi has made an impact on your college career and life in general.

Beta Sigma Psi Educational Foundation

2020 Beta Sigma Psi Alumni Seminarian Scholarship Application

Section 4 – Career as a Pastor

Briefly explain why/how you decided to become a pastor (note: the feeling of a Divine calling is understood, please give further explanation if possible).


Briefly explain your plans or direction you will take as a pastor (i.e. missions, parish pastor, certain area of ministry).



Briefly explain a few ways you plan to promote and further the cause of Beta Sigma Psi.

✍ Applicant's Signature: _____

*All forms must be POSTMARKED by **February 28, 2020**. Be sure to include your letter of acceptance, seminary class schedule, or a letter from a seminary faculty member.*

Please mail completed application and other required forms to:

 **Beta Sigma Psi Educational Foundation**
c/o Michael Nolte, Scholarship Chairman
921 Creekside Drive, Waterloo, IL 62298

Questions?? Michael Nolte's contact information is:
 618-974-9375  noltemw@yahoo.com